



Introduction

Snorkeling and Skin Diving Programs

This document outlines programs that introduce individuals to the underwater world through the use of snorkeling equipment. Use this guide along with the *Discover the Underwater World Video & Field Guide* to promote the fun and enjoyment of peering beneath the water's surface while snorkeling or skin diving.



2001 Edition



Contents

iii	PADI's Snorkeling Philosophy
One	Discover Snorkeling
Two	Skin Diver Course
A	Appendix

PADI Snorkeling and Skin Diving programs
Instructor Guide

International PADI, Inc. 2000

All rights reserved.

Portions of the Appendix of this section may be reproduced by PADI Members for use in PADI-sanctioned training, but not for resale or personal gain. No other reproduction is allowed without the express written permission of PADI.

Published by International PADI, Inc.
30151 Tomas Street
Rancho Santa Margarita, CA 92688 USA

Printed in U.S.A.
Product No. 79116 Version 1.1 (Rev. 12/02)

PADI's Snorkeling Philosophy

The truth is that snorkeling is simple, fun, inexpensive, has no age barriers and can be experienced nearly anywhere. Consequently, more people are interested in snorkeling than in scuba. Although the potential market is huge, the types of services that snorkelers seek are different from the needs of scuba divers. To successfully cater to this market, dive professionals must understand why people snorkel, then supply the experiences, equipment and services that allow snorkelers to discover the underwater world.

PADI's snorkeling philosophy has three basic premises:

1. People snorkel because they want to see and interact with the underwater world.
 2. Snorkeling is easy and safe.
 3. Snorkelers may not want to be scuba divers.
-

Interacting with the Underwater World

One of the most common reasons given for going snorkeling is to see the underwater world. Aquatic life identification books, slates and videos are popular snorkeling materials because they enhance the snorkelers' experiences by defining and categorizing the animals and plants they see.

Beyond aquatic life identification, snorkelers may have other specific goals. For example, photography and videography are natural extensions of aquatic life interests. Collecting and sharing photos or videos taken while snorkeling broadens and diversifies the experience. Shallow water exploration can include searching for artifacts and research activities. Wrecks near shore or partially submerged can provide exciting snorkeling. Night snorkeling can produce the same thrill experienced by night divers.

Snorkeling often appeals to those with a general interest in oceans, tide pools, and inland waterways. Snorkelers tend to be nature-oriented people who pursue environmental causes, and want to take part in preserving our underwater resources. Snorkelers can be strong Project AWARE ambassadors, participating in beach cleanups, shallow water cleanups and other activities.

Easy and Safe

Because most people who snorkel do so without formal training, potential snorkelers may not be interested in seeking professional instruction. Snorkelers may enjoy themselves in the water, even if they have little or no aquatic ability.

Although most people enjoy snorkeling in the open water environment, snorkeling in a swimming pool may also be fun. For example, snorkeling may be an aerobic activity, part of an overall fitness program in health clubs, colleges and universities.

Doesn't Always Lead to Scuba

Scuba oriented people have a natural tendency to want to persuade snorkelers to scuba dive. Because many scuba divers were first introduced to the underwater world through snorkeling, they see trying scuba diving as a logical progression.



However, there is risk of alienating a snorkeling customer when scuba is promoted in a manner that diminishes snorkeling. Some snorkelers have no desire to try scuba. Others have tried diving and decided that snorkeling suits them better. Avoid promoting snorkeling as an activity that is nothing more than a precursor to scuba diving. Consider snorkeling a worthwhile activity and promote it as such.

What is the difference between snorkeling, supplied air snorkeling and skin diving?

For the purposes of this guide, snorkeling is defined as the use of a mask to see underwater and a snorkel to breathe comfortably while looking down from the surface. Snorkelers may also use fins, buoyancy vests, and exposure suits, although this equipment may not be necessary depending on the environment. Snorkelers generally stay on the surface, although they may perform occasional dives to get a better look at something below.

Supplied air snorkeling involves the use of a BCD-like flotation device with a compressed air tank and regulator. Wearing a mask, fins and the supplied air snorkeling unit, users swim on the surface while breathing air supplied via the regulator and tank. Supplied air snorkelers may also use exposure suits. Going below the surface is not possible when using these units.

Skin divers use masks, snorkels, fins and buoyancy vests to both snorkel on the surface and dive down below. Skin divers are proficient at properly adjusting their equipment and buoyancy, equalizing air spaces while diving and clearing their snorkels of water. Skin divers generally venture further than snorkelers and may make frequent surface dives.

What is the difference between Discover Snorkeling and the PADI Skin Diver course?


The PADI Skin Diver course results in PADI certification. It is structured and has specific performance requirements. Skin Diver students must demonstrate proficiency in surface dives, equalization and ascent techniques. Once the course is completed, it's not repeated.

Discover Snorkeling, on the other hand, is an experience, not a course. It's a supervised snorkeling tour for fun. Snorkelers can return to you many times to participate in different Discover Snorkeling tours. Introducing snorkelers to surface dives and equalization can be part of the tips given by the Discover Snorkeling tour leader, however, this is done only if the snorkeler wants to learn these skills.

At some point the Discover Snorkeling participants may be interested in pursuing PADI Skin Diver certification. However, they may not. Either way, both snorkelers and certified Skin Divers can participate in Discover Snorkeling.



The Discover Snorkeling experience introduces the general public to the underwater world. Since most people can learn to snorkel safely on their own, Discover Snorkeling focuses on providing guidance and assistance while they explore. Discover Snorkeling activities are promoted as trips, tours and experiences, rather than training. This guide provides tips and suggestions for organizing snorkeling adventures and leading tours for both snorkelers and supplied air snorkelers. You'll also find information about how to attract and cater to snorkelers.



One

Discover Snorkeling

Contents

- 1-3 Key Standards**
- 1-4 PADI Snorkeling Materials**
- 1-4 Overview**
- 1-5 Marketing and Promotion**

If snorkeling doesn't require formal training, why would a snorkeler seek you out?

For two reasons:

1. **Equipment:** You can give snorkelers individualized attention and advice when making equipment selections in terms of fit, function and quality. You can introduce snorkelers to quality accessory equipment, related books, videos, aquatic life identification slates and clothing, etc.
2. **Experiences:** You can lead Discover Snorkeling tours and vacations, enhancing the overall experience by giving assistance, advice and tips. Essentially, you assume the role of adventure guide. In this tour leader role, you guide the group, point out interesting features and aquatic life, and give those who need it simple snorkeling tips and suggestions. You provide the support that allows snorkelers to have more fun.

Supplied Air Snorkeling

Supplied Air Snorkeling systems are BCD-like flotation devices with a compressed air tank and regulator. The units allow users to swim on the surface and breathe air supplied via a regulator and tank. The units are designed so that the participants are unable to submerge. Weights are not used with the units.

The units are attractive options for those who are ineligible to dive or do not wish to descend on scuba, yet prefer the units to use of traditional snorkeling equipment.

Participants must be 5 years of age or older.

A diving certification is not required to fill the tanks. A Supplied Air Snorkeling (SAS) decal affixed to the tank identifies it as part of a Supplied Air Snorkeling system. Additionally, an optional recognition card is available for the owners of such units. PADI Members are encouraged to fill SAS tanks for their customers.

Discover Snorkeling guidelines may be used when participants in PADI programs are using SAS systems.

Key Standards


Prerequisite certification: none

Minimum age: none*

Participant-to-PADI Member ratio: Ratios are left to the dive leader's discretion. Exercise sound judgment relative to the environment, conditions, ability to control the group and any other relevant factors when determining appropriate ratio

Minimum PADI Member Rating: [Renewed \(and insured where required\) PADI Divemaster](#)

*Children under eight require special consideration such as close supervision, careful attention to equipment fitting, assessment of aquatic ability, etc. Those as young as five are eligible to use supplied air snorkeling equipment.



PADI Snorkeling Materials

The following PADI materials will help you organize and promote Discover Snorkeling:

Video — *Discover the Underwater World* focuses on the sights and experiences of snorkeling. The video emphasizes reasons to snorkel, not snorkeling itself. Simple tips to make snorkeling even easier are wrapped in, and viewers are encouraged to seek out PADI professionals for equipment, travel and services.

Field Guide — Accompanying the video is *Discover the Underwater World, The Snorkeler's Field Guide*, which follows a similar philosophy. It illustrates various underwater environments with common aquatic life snorkelers can expect to see.

Brochure — The Discover Snorkeling brochure is patterned after other PADI brochures, suitable for distribution in dive centers, resorts, travel agencies, aboard cruise ships, etc. The brochure describes how snorkeling provides easy, inexpensive access to the underwater world.

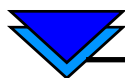
Snorkeling Releases — Although Discover Snorkeling isn't a course, when leading snorkeling tours you can incur liability. For this reason, use the PADI Discover Snorkeling/Skin Diving Statement or Supplied Air Snorkeling Statement, as appropriate.

Recognition — When you conduct a Discover Snorkeling experience, recognize participants with the Discover the Underwater World four color decal and Certificate of Participation.

Project AWARE Specialty Program and materials — The Project AWARE Specialty Program teaches snorkelers about threats to the aquatic environment and what individuals can do to make a difference. Associated materials, Project AWARE brochures, decals and beach cleanup materials are as appropriate for snorkelers as they are for scuba divers.

Underwater Naturalist Specialty Course Instructor Outline — The PADI Underwater Naturalist Specialty course allows snorkeler participation and recognition. The course goals are to create awareness of the underwater world, evoke a sense of responsibility, expand knowledge of the aquatic environment and recruit nondivers to scuba.

Dive Center/Resort Display — Creating a Discover Snorkeling Center display of materials assists the snorkeler in locating equipment and materials specific to his interest.



Overview

Leading Discover Snorkeling Tours

Because Discover Snorkeling is entirely experiential, most often all you will do is lead a PADI Discover Snorkeling tour. Participants who are already comfortable snorkeling, may only need a guide. Participants new to snorkeling, however, may appreciate more help.

Participants using supplied air snorkeling equipment may need more assis-

tance with assembly and donning equipment than those using just a mask and snorkel. Tailor the Discover Snorkeling experience to each participant's needs.

Use these guidelines:

1. Overview and brief participants on points of interest, aquatic life, local conditions, and hazards.
2. Suggest procedures and techniques for entering and exiting the water.
3. Provide guidance (snorkeling tips and suggestions) when necessary and appropriate. This may include orienting participants to:
 - Mask defogging
 - Mask and fin adjustment
 - Donning equipment
 - Swimming with fins
 - Snorkel/supplied air breathing
 - Entering and exiting the water
 - Maintaining themselves in the water comfortably and with ease

Discover Snorkeling Outline — Optional

Participants who view the Discover the Underwater World video prior to the experience receive information about basic equipment use, water safety, aquatic life and snorkeling destinations. If the video isn't available in a language participants understand, or a more structured approach is desired, using the following outline can highlight key elements of the snorkeling experience:

I. Things to do and see

1. Watching aquatic life
2. Photography
3. Exploration
4. Local activities


II. Tips

1. Mask, fins, snorkel
2. Buoyancy vest
3. Exposure suits and weight systems as needed
4. Accessories
5. Gearing up

III. Snorkel swimming and water safety

1. Local sights, sounds and water temperature
2. Hand signals: OK, not OK (both close and at a distance), follow me, look here
3. Defogging mask
4. Entering and exiting the water
5. Floating, breathing, relaxing
6. Buddy system
7. Removing water from snorkel and mask
8. Kicking with fins
9. Adding air to vest

IV. Show participants samples of equipment and fit them individually



Marketing and Promotion

Cater to the Snorkeler

Successful Discover Snorkeling promotions cater to individual needs and send a strong message to snorkelers that they are welcome.

For example, snorkeling families and enthusiasts will likely respond favorably to special trip promotions focusing on snorkeling destinations. When promoting dive trips, specifically welcome snorkelers to join (if appropriate). Make certain that there are good snorkeling sites available and allocate a snorkeling tour leader to accommodate these travelers.

Create a Snorkeling Center

By creating a snorkeling center in the dive store or resort, snorkelers are attracted to quality snorkeling equipment, accessories and Discover Snorkeling materials in one convenient location.

Have a variety of masks, fins and snorkels available (styles, colors and sizes, including equipment designed for children). Offer snorkeling vests and exposure suits, including skin suits and wet suits. Display supplied air snorkeling equipment and explain how it provides an uninterrupted air supply and constant buoyancy. Fill the area with snorkeling accessories, such as dive lights, underwater cameras, equipment bags, dive flags, mesh bags, dry boxes, defog, lanyards, aquatic identification cards, spare straps kit, videos, books, clothing, etc.

Incorporate the theme of snorkeling (separated from scuba) into all promotions, advertisement and facility signage.

Cross Marketing

If potential snorkelers don't come to you – you must go to them. Be creative and search for opportunities that extend to many areas of your community.

For example, a Discover Snorkeling experience may be a community event during a warm weather holiday celebration. It may be a service given to underprivileged children in the community or as a means to provide healthy diversions for delinquent juveniles. Discover Snorkeling tours can be marketed to senior citizen groups as part of wellness programs. Snorkeling has also been part of rehabilitation for those with certain physical challenges. Discover Snorkeling tours may be promoted through the local chamber of commerce or tourism board as a way to see and experience local waterways and the environment.

Don't overlook the obvious: consider promoting snorkeling to people with other water oriented interests, such as swimming, board sailing, jet skiing, fishing, parasailing, surfing, white water rafting, kayaking, canoeing, etc.

Splash Parties

An effective way to introduce people to snorkeling (and stimulate interest in those who already snorkel) is for dive centers, resorts and instructors to align with fitness centers, travel groups, apartment complexes, spas, etc. to co-sponsor "splash parties."



To hold a snorkeling splash party, keep these simple points in mind:

1. Make it an exciting, fun and easy experience. Participants should leave enthusiastic about snorkeling, with a desire to do more.
2. Your role is to facilitate discovery rather than "train." Indirectly, participants learn, and develop an interest in doing more. You need to be helpful and enthusiastic about snorkeling.

3. Before getting in the pool, have participants read and sign the Discover Snorkeling/Skin Diving Statement or the Supplied Air Snorkeling Statement. Besides explaining potential risks to the participant and increasing liability protection, you can use these forms to create a store database for Discover Snorkeling tour promotions.
4. Help participants with equipment — defog masks for them, adjust straps, and make sure they are fitted with the most comfortable equipment.
5. Play snorkeling games and award prizes to everyone. Try relay races, swimming through plastic hoops (weighted to rise, just touching the surface), finding plastic weighted sea shells, in-water tug of war, etc.
6. Keep the party to about an hour; doing so keeps interests levels up, is not tiring and reduces the potential for chilling.
7. Allow time for a brief refreshment social afterward to encourage the party atmosphere, answer questions, and promote Discover Snorkeling events, travel and fitness. Have travel flyers, Discover Scuba Diving brochures and cooperating sponsor brochures available. In addition, hand out Discover the Underwater World decals, especially to children and youth groups.



The PADI Skin Diver course is a simple training program for those interested in exploring the underwater world using skin diving equipment. The course is intended to be taught to the general public to create interest in the underwater environment, provide a physical conditioning program, serve as a pretraining program for children whose age or level of competency is insufficient to complete the requirements for scuba diving, and serve as a phase of advanced aquatics.



Two

PADI Skin Diver

Contents

- 2-3 Goals**
- 2-3 Overview**
- 2-3 Standards**
- 2-5 Open Water Dive**
- 2-5 Certification Procedures**
- 2-5 Key Standards**



Goals

1. Make practical application of skills that are uniquely for skin diving.
2. Have students enjoy themselves while building confidence in their skin diving ability, developing judgment and gaining experience.



Standards

Prerequisites

To qualify for training as a PADI Skin Diver, an individual must be 8 years of age or older.

Instructor Supervision

Skin Diver courses may be conducted by a renewed and insured (where required) PADI Divemaster, PADI Assistant Instructor or PADI Underwater Instructor (or PADI Instructor with a higher rating).

The maximum in-water ratio of skin diver students to instructor is 16 students to one instructor (16:1) in confined water and 10 students to one instructor (10:1) in open water.

Equipment

During confined and open water training, each student must be equipped with fins, mask, snorkel and buoyancy-control device (BCD). Appropriate exposure protection and weight belts are to be used as needed, at the instructor's discretion.

Considerations for Open Water Training

Open water training is recommended, but not required for certification.

The minimum number of recommended hours is 12, with the time being equally divided between knowledge development and skill development sessions.



Overview

Adjust the degree of subject matter and technical information for the age level of the class. You can cover information in an interesting, nontechnical manner, whether presented to junior or adult classes.

The knowledge development portion of the PADI Skin Diver course must cover information on equipment, diving science, the environment, problem management and safe practices of skin diving in the local area.


The water training portion of the PADI Skin Diver course must cover the techniques of donning equipment, entering the water, checking buoyancy, surface swimming, snorkel clearing and performing surface dives.

Performance Requirements

To be certified as a PADI Skin Diver or to participate in a PADI-sanctioned open water skin dive, a student must demonstrate satisfactory completion of the performance requirements in confined water using snorkeling equipment.

By the end of this course, the student must be able to:

- 1. Prepare, don, adjust and remove all skin diving equipment independently.**
- 2. Check his own equipment and the equipment of another diver for malfunction or maladjustment.**
- 3. Make safe entries and exits into the water, including boat entries, using a variety of techniques appropriate for local conditions/ environment.**
- 4. Achieve neutral buoyancy at the surface by independent selection and adjustment of weights as necessary.**
- 5. Control the airway to prevent choking while breathing through a snorkel.**
- 6. Orally inflate and completely deflate a buoyancy control device (BCD) at the surface.**
- 7. Remain within 3 metres/10 feet of a buddy diver continuously while at the surface.**
- 8. While wearing snorkeling equipment, swim proficiently at the surface in water too deep to stand up in.**
- 9. Dive vertically headfirst from the surface in water too deep to stand up in.**
- 10. Swim at least 15 metres/50 feet under water on a single breath of air.**
- 11. Ascend safely by looking up and around while swimming, and by holding one hand over the head.**
- 12. Clear a snorkel of water by using the blast method and resume breathing through the snorkel without lifting the face from the water.**
- 13. Clear and breathe from a snorkel upon ascent without lifting the face from the water. Use displacement and/or blast clear methods, depending upon snorkel design.** Exposure to a variety of snorkels and both snorkel clearing methods is recommended.
- 14. Swim on the surface and underwater in snorkeling equipment while maintaining control of direction.**
- 15. If using a weight belt, remove and replace it at the surface in water too deep to stand up in.**
- 16. Correctly interpret and respond to PADI standard hand signals, at the surface and underwater.**



Open Water Dive


This skin dive is not required for certification as a PADI Skin Diver. The option to include this dive is left solely to the instructor's discretion.

Overview

- Briefing
- Equipment preparation
- Suiting up
- Equipment inspection
- Entry
- Buoyancy check
- Surface swim
- Surface dives and underwater swimming (buddies alternate)
- Exit
- Debriefing

NOTE:

For further information on how to conduct the open water dive, see the Optional Skin Dive in the "Open Water Diver Course Instructor Guide."



Certification Procedures

Upon satisfactory completion of all performance requirements the certifying instructor issues a PADI Skin Diver certification. This is accomplished by submitting a completed, signed PIC to the appropriate PADI Office. The PADI Instructor, Assistant Instructor or Divemaster who conducts the student's final water training session is the certifying instructor. The instructor certifying the student must ensure that all certification performance requirements have been met.

Key Standards

Prerequisite certification:	None
Minimum age:	8
Recommended time:	12 hours
Minimum open water training:	None required (one recommended)
Skin Diver-to-PADI Member ratio:	16:1 for confined water; 10:1 for open water
Minimum PADI Member rating:	PADI Divemaster



Appendix

Contents

A-3 Discover Snorkeling/Skin Diving Statement

A-5 Supplied Air Snorkeling Statement



Discover Snorkeling and Skin Diving **LIABILITY RELEASE AND ASSUMPTION OF RISK AGREEMENT**

Please print legibly.

Name _____

Mailing Address _____

City _____

State/Province _____ Country _____ Zip/Postal Code _____

Home Phone (_____) _____ Work Phone (_____) _____

Birth Date _____ Age _____ Email Address _____

Please read carefully and fill in all blanks before signing.

I, _____ hereby affirm that I am aware that skin diving has inherent risks which may
Participant Name
result in serious injury or death.

I understand and agree that neither my guide(s)/instructor(s), _____, the facility through
which this program is offered, _____, nor International PADI, Inc. nor its affiliate and
Facility Name

subsidiary corporations, nor any of their respective employees, officers, agents, contractors or assigns (hereinafter referred to as "Released Parties") may be held liable or responsible in any way for any injury, death or other damages to me, my family, estate, heirs or assigns that may occur as a result of my participation in this program or as a result of the negligence of any party, including the Released Parties, whether passive or active.

In consideration of being allowed to participate in this program, I hereby personally assume all risks of this program whether foreseen or unforeseen, that may befall me while I am participating in this program.

I further release, exempt and hold harmless said program and Released Parties from any claim or lawsuit by me, my family, estate, heirs or assigns, arising out of my enrollment and participation in this program.

I understand that snorkeling and skin diving are physically strenuous activities and that I will be exerting myself during this program, and that if I am injured as a result of heart attack, panic, hyperventilation, drowning or any other cause, that I expressly assume the risk of said injuries and that I will not hold the Released Parties responsible for the same.

I understand that past or present medical conditions may be contraindicative to my participation in the program. I affirm that I am not currently suffering from a cold or congestion or have an ear infection. I affirm that I do not have a history of seizures, dizziness or fainting, nor a history of heart condition (e.g. cardiovascular disease, angina, heart attack). I further affirm that I do not have a history of respiratory problems such as emphysema or tuberculosis. I affirm that I am not currently taking medication that carries a warning about any impairment of my physical or mental abilities.

I further state that I am of lawful age and legally competent to sign this liability release, or that I have acquired the written consent of my parent or guardian. I understand the terms herein are contractual and not a mere recital, and that I have signed this Agreement of my own free act and with the knowledge that I hereby agree to waive my legal rights. I further agree that if any provision of this Agreement is found to be unenforceable or invalid, that provision shall be severed from this Agreement. The remainder of this Agreement will then be construed as though the unenforceable provision had never been contained herein.

I understand and agree that I am not only giving up my right to sue the Released Parties but also any rights my heirs, assigns, or beneficiaries may have to sue the Released Parties resulting from my death. I further represent I have the authority to do so and that my heirs, assigns, or beneficiaries will be estopped from claiming otherwise because of my representations to the Released Parties.

I, _____, BY THIS INSTRUMENT AGREE TO EXEMPT AND RELEASE MY
Participant Name

GUIDE(S)/INSTRUCTORS, _____, THE FACILITY THROUGH WHICH I RECEIVE MY

INSTRUCTION, _____, AND INTERNATIONAL PADI, INC., AND ALL RELATED ENTITIES AS
Facility Name

DEFINED ABOVE, FROM ALL LIABILITY OR RESPONSIBILITY WHATSOEVER FOR PERSONAL INJURY, PROPERTY DAMAGE OR

WRONGFUL DEATH HOWEVER CAUSED, INCLUDING BUT NOT LIMITED TO THE NEGLIGENCE OF THE RELEASED PARTIES, WHETHER PASSIVE OR ACTIVE.

I HAVE FULLY INFORMED MYSELF AND MY HEIRS OF THE CONTENTS OF THIS LIABILITY RELEASE AND ASSUMPTION OF RISK AGREEMENT BY READING IT BEFORE I SIGNED IT ON BEHALF OF MYSELF AND MY HEIRS.

Participant Signature

Date (Day/Month/Year)

Signature of Parent of Guardian (where applicable)

Date (Day/Month/Year)



Supplied Air Snorkeling Statement

Participant Record (Confidential Information)

Please print legibly.

Name _____

Mailing Address _____

City _____

State/Province _____ Country _____ Zip/Postal Code _____

Home Phone (_____) _____ Work Phone (_____) _____

Birth Date _____ Age _____

Supplied Air Snorkeling Liability Release and Assumption of Risk

Please read carefully before signing.

I, (Participant Name) _____, hereby affirm that I have been advised and informed of the inherent hazards of supplied air snorkeling.

I understand and agree that neither my guide(s)/instructor(s), _____, the facility through which this activity is offered, _____, nor International PADI, Inc., nor any of their respective employees, officers, agents, or assigns (hereinafter referred to as "Released Parties"), may be held liable or responsible in any way for any injury, death or other damages to me or my family, heirs, or assigns that may occur as a result of my participation in this activity or as a result of the negligence of any party, including the Released Parties, whether passive or active.

In consideration of being allowed to participate in this activity, I personally assume all risks in connection with this activity for any harm, injury or damage that may befall me while I am a participant in this activity, including all risks connected therewith, whether foreseen or unforeseen.

I also understand that supplied air snorkeling is a physically strenuous activities and that I will be exerting myself during this activity, and that if I am injured as a result of heart attack, panic, hyperventilation, etc., that I assume the risk of said injuries and that I will not hold the Released Parties responsible for the same.

I understand that past or present medical conditions may be contraindicative to my participation in this activity. I affirm that I am not currently suffering from a cold or congestion or have an ear infection. I affirm that I do not have a history of seizures, dizziness or fainting; nor a history of heart condition (e.g.: cardiovascular disease, angina, heart attack). I further affirm that I do not have a history of respiratory problems such as asthma, emphysema or tuberculosis. I affirm that I am not currently taking medication that carries a warning about any impairment of my physical or mental abilities.

I further state that I am of lawful age and legally competent to sign this liability release, or that I have acquired the written consent of my parent or guardian. I understand that the terms herein are contractual and not a mere recital, and that I have signed this document of my own free act.

IT IS THE INTENTION OF (Participant Name) _____ BY THIS INSTRUMENT TO EXEMPT AND RELEASE MY GUIDE(S)/INSTRUCTOR(S), _____,

THE FACILITY THROUGH WHICH THIS ACTIVITY IS OFFERED, _____, AND INTERNATIONAL PADI, INC., AND ALL RELATED ENTITIES AS DEFINED ABOVE, FROM ALL LIABILITY OR RESPONSIBILITY WHATSOEVER FOR PERSONAL INJURY, PROPERTY DAMAGE OR WRONGFUL DEATH, HOWEVER CAUSED, INCLUDING BUT NOT LIMITED TO THE NEGLIGENCE OF THE RELEASED PARTIES, WHETHER PASSIVE OR ACTIVE.

I HAVE FULLY INFORMED MYSELF OF THE CONTENTS OF THIS LIABILITY RELEASE AND ASSUMPTION OF RISK BY READING IT BEFORE I SIGNED IT ON BEHALF OF MYSELF AND MY HEIRS.

Signature of Participant _____ Date (Day/Month/Year) _____

Signature of Parent/Guardian _____ Date (Day/Month/Year) _____

